

## Foliar Fertilization of Copper on the Growth, Yield and Quality of Aggregatum Onion (*Allium cepa* L.)

T. Chitdeshwari<sup>1\*</sup>, D. Jagadeeswari<sup>1</sup>, R. Gnanasundari<sup>1</sup> and A.K. Shukla<sup>2</sup>

<sup>1</sup>Department of Soil science and Agricultural Chemistry,  
Tamil Nadu Agricultural University, Coimbatore, Tamil Nadu, India

<sup>2</sup>Indian Institute of Soil Science, Bhopal, India

\*Corresponding Author E-mail: [chithukesh@gmail.com](mailto:chithukesh@gmail.com)

Received: 18.01.2021 | Revised: 24.02.2021 | Accepted: 6.03.2021

### ABSTRACT

Micronutrients play a vital role in increasing the yield and quality of many crops and have direct bearing on the human nutrition also. However balanced use of these nutrients along with major nutrients in crop production is not much recognized due to their less requirement. The main aim of the work is to optimize the concentration and frequency of foliar spraying of Copper sulphate ( $\text{CuSO}_4$ ) on growth, yield and quality of aggregatum onion (*Allium cepa* L.). A field experiment was carried out in the farmer's field with six  $\text{CuSO}_4$  concentrations (0, 0.10, 0.20, 0.30, 0.40, and 0.50%) and three frequencies (once, twice, thrice) of foliar spraying at critical growth stages of the crop. The results revealed that, foliar spraying of 0.30 %  $\text{CuSO}_4$  twice at 30 and 45 days after planting is optimal for increasing the yield ( $18.1 \text{ t ha}^{-1}$ ) and quality of small onion with better farm income. The bulb quality parameters such as total soluble solids (TSS) and ascorbic acid (AA) content was increased with the spraying of 0.40 %  $\text{CuSO}_4$  twice and the values varied from 8.89 to 11.9 ° brix and 14.1 to 19.4 mg  $100 \text{ g}^{-1}$ , respectively. More number of spraying frequency at higher concentration ( $>0.40\%$   $\text{CuSO}_4$ ) resulted in lesser yield and bulb quality. However increasing the frequency and concentration of  $\text{CuSO}_4$  increased the Cu content and uptake by the crop. No much changes on the soil properties and Cu availability in soils was noticed due to foliar spraying of  $\text{CuSO}_4$ .

**Keywords:** Foliar spraying, Copper sulphate, Frequency, Concentration, Growth, Yield, Quality, Small Onion.

### INTRODUCTION

Onion (*Allium cepa* L.) is one of the most important bulb crop grown all over the world in tropical and subtropical areas. It is used both in immature and mature bulb stage. The pungency in onion is due to sulphur-bearing

compounds in very small quantity (about 0.005%) in the volatile oil allyl propyl disulphide (Malik, 1994). India is next to China in area (9.59 Lakh ha) and production of onion (163.09 Lakh ton).

**Cite this article:** Chitdeshwari, T., Jagadeeswari, D., Gnanasundari, R., & Shukla, A. K. (2021). Foliar Fertilization of Copper on the Growth, Yield and Quality of Aggregatum Onion (*Allium cepa* L.), *Ind. J. Pure App. Biosci.* 9(2), 89-97. doi: <http://dx.doi.org/10.18782/2582-2845.8608>

This article is published under the terms of the [Creative Commons Attribution License 4.0](https://creativecommons.org/licenses/by/4.0/).

Among the different states, Maharashtra is the leading state in terms of area and production with a production share of around 38 per cent (NHB - 2017-18). Although, India enjoys better position in the world scenario, the productivity of onion is very less ( $161.2 \text{ q ha}^{-1}$ ) as compared to many other countries in the world (NHB, 2014). Use of balanced fertilization practices is one of the important contributing factor for increasing the yield and quality of onion.

Deficiency of micronutrients during the last three decades has grown in both magnitude and extent, became a major constraint to production and productivity of vegetables in general and onion in particular. It is realized that productivity of onion is being adversely affected in areas having deficiencies of micronutrients (Bose & Tripathi, 1996) Recently, the deficiencies have been increased markedly due to intensive cropping, loss of top soil by erosion, loss of micronutrients by leaching, liming of soil and decreased availability and reduced use of organic manures (Fageria et al., 2002; & Goyal et al., 2017). Micronutrients are usually required in minute quantities, but are known to act as catalysts in promoting organic reactions in plants hence their balanced application is a critical component for successful onion production (Rashid & Islam, 2019).

Copper is required for many enzymatic activities in plants and for chlorophyll and seed production. Deficiency of copper can lead to increased plant susceptibility to disease and playing an irreplaceable role in the function of large number of enzymes which catalyze oxidative reactions in a variety of metabolic pathways (Sutradhar et al., 2017).

Foliar application of nutrients at proper growth phases is essential for their consumption and improved crop performance. Foliar application of micronutrients during active crop growth stage was successfully used for correcting their deficit and improving the mineral status of plants as well as increasing the crop yield and quality (Kolota & Osinska, 2001; & Pramanik et al., 2018). The mineral

nutrients assimilation rate by plants aerial parts not only differs with plant species but also differs among many different varieties of the same plant species (Wojcik, 2004). It was found that during crop growth, supplementary foliar fertilization increased the plants mineral status and improved crop yields (Rahman et al., 2014). Hence, the present study was conducted in farmer's field, Devarayapuram village of Thondamuthur block to investigate appropriate frequency and concentration of copper sulphate spraying on growth, yield and quality of small onion (*Allium cepa* L.).

## MATERIALS AND METHODS

### Site Description and Soil

Field experiment was conducted with small onion (local variety *Thuraiyur*) in the farmer's field at Devarayapuram village of Thondamuthur block with various concentration and frequencies of  $\text{CuSO}_4$  as foliar spraying in improving the yield and productivity of aggregated onion.

The soils of the experimental farms belongs to red sandy loam in texture, (pH = 7.15) neutral in soil reaction, non saline ( $\text{EC} = 0.28 \text{ d Sm}^{-1}$ ) and low in organic carbon status ( $4.40 \text{ g kg}^{-1}$ ) The soils were low in available Nitrogen ( $205 \text{ kg ha}^{-1}$ ), medium in Phosphorus ( $16.2 \text{ kg ha}^{-1}$ ) and high in Potassium ( $253 \text{ kg ha}^{-1}$ ) status (Table 1). The DTPA Cu availability was found deficient ( $0.89 \text{ mg kg}^{-1}$ ) and rest of the micronutrients were sufficient in availability. ( $\text{Zn} = 0.94 \text{ mg kg}^{-1}$ ,  $\text{Fe} = 13.8 \text{ mg kg}^{-1}$ ,  $\text{Mn} = 5.05 \text{ mg kg}^{-1}$ ,  $\text{B} = 2.00 \text{ mg kg}^{-1}$ ).

### Experimental Design

We used a factorially randomized block design with five treatments and three replications. The treatments consisted of five doses of copper sulphate (0.0, 0.10, 0.20, 0.30, 0.40 and 0.50 per cent) applied via foliar at different frequencies (once, twice and thrice). Foliar spraying of  $\text{CuSO}_4$  was given at 30, 45 and 60 days after planting as per treatment structure and totally eighteen treatments combinations were tested which were replicated thrice. The crop was grown upto maturity after imposing all the treatments and harvested.

## Plant Analysis

At harvest stage, plant samples were collected and analyzed for various parameters. The dry matter production was determined by uprooting plants in all the treatments, shade dried then oven dried and weighed. The bulb yield, growth and yield attributes such as plant height, single bulb weight, no. of bulbs and bulb diameter were recorded after harvest. The post harvest soil samples were collected and analyzed for Cu availability as per the procedure described by Lindsay and Norwell (1978). The plant samples were assessed for Cu content after digesting with tri acid mixture (9:2:1 HNO<sub>3</sub>: H<sub>2</sub>SO<sub>4</sub>: HClO<sub>4</sub>). The completion of digestion was confirmed when the liquid became colourless and Cu content was estimated using Atomic Absorption Spectrophotometer (Model GBC Avanta, Piper, 1950). The Cu uptake by the crop also was computed by multiplying the dry matter production with plant tissue Cu concentration.

## Statistical Analysis

The data obtained were subjected to the analysis of variance to find out the significance as suggested by Panse and Sukhatme (1978). Wherever the treatment differences were found significant, critical differences (CD) were worked out at 5% level of significance. Non significant comparisons were indicated as NS. Simple correlation was also worked out between different parameters to know the relationship exists among them.

## RESULTS

### Growth attributes

Foliar spraying of copper sulphate increased the plant height upto 0.30% (34.8 cm) and declined thereafter with the mean values varying from 28.9 to 34.8 cm (Table 1). The minimum mean plant height was observed in NPK control (28.9 cm). Foliar spraying of CuSO<sub>4</sub> once and twice had comparable effect on the growth attributes and both the attributes were reduced at higher concentration and frequency of spraying. The values varied from

29.1 to 33.8 cm and 4.45 to 4.82 cm respectively for plant height and root length.

### Yield attributes

Similar to growth attributes, different levels of CuSO<sub>4</sub> spray significantly influenced both the yield attributes viz., bulb length and bulb girth while the frequency failed to make changes on the bulb length. The average bulb length varied from 3.28 to 4.11 cm and the highest mean bulb length was recorded with the foliar spraying of 0.40 per cent CuSO<sub>4</sub> (4.11 cm, Table 2). The mean bulb girth differed from 3.30 to 5.28 cm and the maximum mean bulb girth was recorded with 0.30% CuSO<sub>4</sub> spray twice (5.28 cm). The lowest bulb length (3.28 cm) and girth (3.30 cm) were recorded with NPK control.

Between the various foliar frequencies, the yield attributes increased upto two CuSO<sub>4</sub> spray and at higher frequency (thrice) both the attributes were reduced and found non-significant with bulb length. The interaction failed to exert its significance on both the yield attributes.

### Fresh bulb yield and DMP

The effect of different level and frequency of foliar spraying of CuSO<sub>4</sub> was significant in increasing the fresh bulb yield of small onion and the data were presented in table 3. The mean fresh bulb yield varied from 13.6 to 16.7 t ha<sup>-1</sup>. Maximum fresh bulb yield was obtained with the foliar concentration of 0.30 and 0.40 per cent CuSO<sub>4</sub> spray (16.7 & 16.6 t ha<sup>-1</sup>, respectively). The minimum fresh bulb yield was recorded with NPK control (13.6 t ha<sup>-1</sup>). Fresh bulb yield increased upto the foliar spraying of CuSO<sub>4</sub> twice by recording higher mean fresh bulb yield of 16.8 t ha<sup>-1</sup>.

The data pertaining to dry matter production ranged from 1085 to 1502 kg ha<sup>-1</sup> and the highest mean DMP was recorded with the foliar concentration of 0.30 per cent CuSO<sub>4</sub> spray (1502 kg ha<sup>-1</sup>) and the second highest DMP was observed with 0.40 per cent CuSO<sub>4</sub> spray (1494 kg ha<sup>-1</sup>) followed by 0.20 per cent (1444 kg ha<sup>-1</sup>). The lowest DMP was recorded

with NPK control (1085 kg ha<sup>-1</sup>). Foliar spraying of single spray of CuSO<sub>4</sub> (1423 kg ha<sup>-1</sup>) was sufficient in increasing the DMP and more no. of sprays reduced the foliage yield of onion.

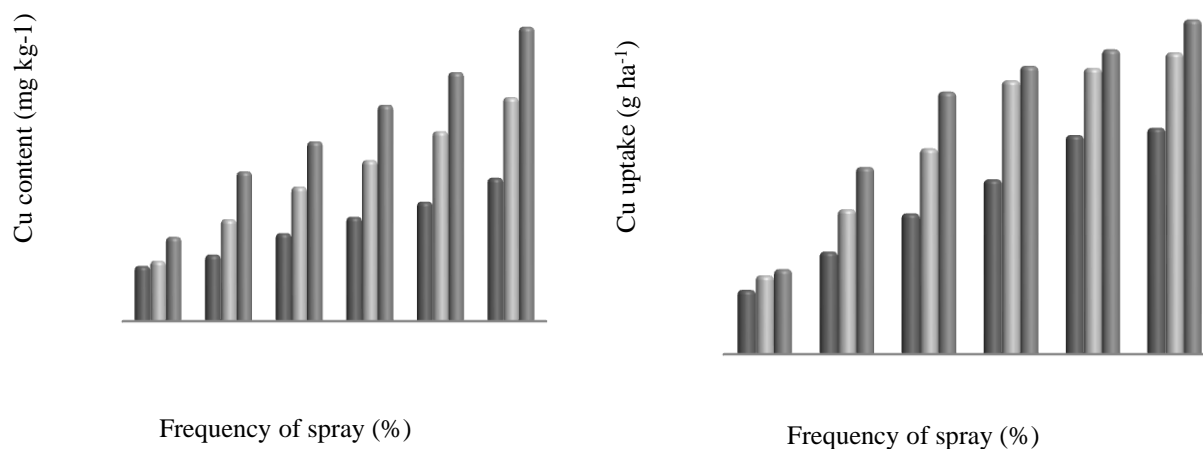
### Economics

The economic analysis showed that, foliar spraying of 0.30 per cent CuSO<sub>4</sub> twice showed better results in terms of yield and quality of small onion with the B: C ratio 5.30 when compared to other combinations. Next to this, spraying of 0.40% CuSO<sub>4</sub> twice recorded higher B: C ratio (5.07). Higher concentrations and more frequency of CuSO<sub>4</sub> sprays resulted in reduced yield and quality of onion thus registering lesser benefit. The lowest mean B: C ratio was registered in NPK control (4.08).

### Cu content and uptake

The Cu content and uptake was significantly influenced by the application of different

levels and frequency of foliar spraying of CuSO<sub>4</sub> and the data was presented in figures 1 and 2. The mean Cu content in bulbs and leaves varied between 6.95 to 12.1 mg kg<sup>-1</sup> and 8.33 to 15.4 mg kg<sup>-1</sup>, respectively with the total mean Cu content of 15.3 to 27.5 mg kg<sup>-1</sup>. As regards the uptake, mean values varied from 8.38 to 14.1 g ha<sup>-1</sup> (bulbs), 16.2 to 31.9 g ha<sup>-1</sup> in foliage and total uptake of 17.3 to 37.8 g ha<sup>-1</sup>. The highest mean Cu content and uptake were recorded with the foliar spraying of 0.50 per cent CuSO<sub>4</sub> (12.1 mg kg<sup>-1</sup> and 16.6 g ha<sup>-1</sup> in bulb and 15.4 mg kg<sup>-1</sup> and 21.2 g ha<sup>-1</sup> in leaves, respectively). Foliar spraying of CuSO<sub>4</sub> twice at 30 and 45 days after planting registered the highest Cu content in bulbs (9.62 mg kg<sup>-1</sup>), leaves (13.8 mg kg<sup>-1</sup>) and the Cu uptake in bulbs (15.5 g ha<sup>-1</sup>) and leaves (18.1 g ha<sup>-1</sup>).



**Fig. 1 & 2: Effect of different levels of CuSO<sub>4</sub> and frequency of application on copper content and uptake of aggregatum onion**

### Quality parameters

The quality parameters such as Total soluble solids (TSS) and Ascorbic acid (AA) of onion were significantly influenced by foliar spraying of various levels and frequency of CuSO<sub>4</sub> application. The average TSS varied from 8.89 to 11.9 °Brix and the mean highest TSS was recorded with the foliar spraying of 0.40 per cent CuSO<sub>4</sub> (11.9 °Brix) followed by 0.50 per cent (11.0 °Brix) and the lowest TSS

was observed with the NPK control (8.89 °Brix). However with regard to ascorbic acid, the mean highest ascorbic acid content was recorded with the foliar spraying of 0.40 per cent CuSO<sub>4</sub> (19.4 mg 100 g<sup>-1</sup>) followed by 0.30 per cent spray (19.0 mg 100 g<sup>-1</sup>). The lowest mean ascorbic acid content was recorded in control treatments (14.1 mg 100 g<sup>-1</sup>).

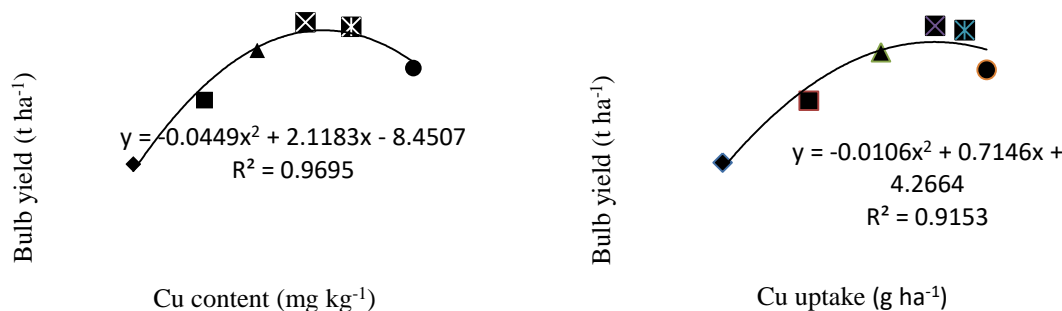
Foliar concentration (%) / Frequency*	TSS (° Brix)				Ascorbic acid content (mg/100g fresh wt)			
	once	Twice	Thrice	Mean	once	Twice	Thrice	Mean
0	8.81	8.98	8.89	8.89	14.9	14.2	13.1	14.1
0.1	9.19	9.77	9.61	9.52	16.0	16.8	15.5	16.1
0.2	9.34	10.6	10.1	10.0	17.3	19.8	18.2	18.4
0.3	10.5	11.8	10.9	11.1	18.2	21.4	17.3	19.0
0.4	11.2	12.4	12.0	11.9	20.6	20.9	16.8	19.4
0.5	10.4	11.4	11.3	11.0	17.5	18.2	15.9	17.2
Mean	9.93	10.8	10.4	10.4	17.4	18.6	16.1	17.4
	SEd	CD (P=0.05)			SEd	CD (P=0.05)		
T	0.03	0.05			0.055	1.13		
F	0.02	0.04			0.39	0.79		
Tx F	0.04	NS			0.96	1.95		

\*All the treatments receives recommended NPK fertilizers and other management practices.

**Relationship studies**

The relationship graphs drawn between yield and Cu absorption by plants also showed linear response to various concentration of CuSO<sub>4</sub> spray and confirmed the role of

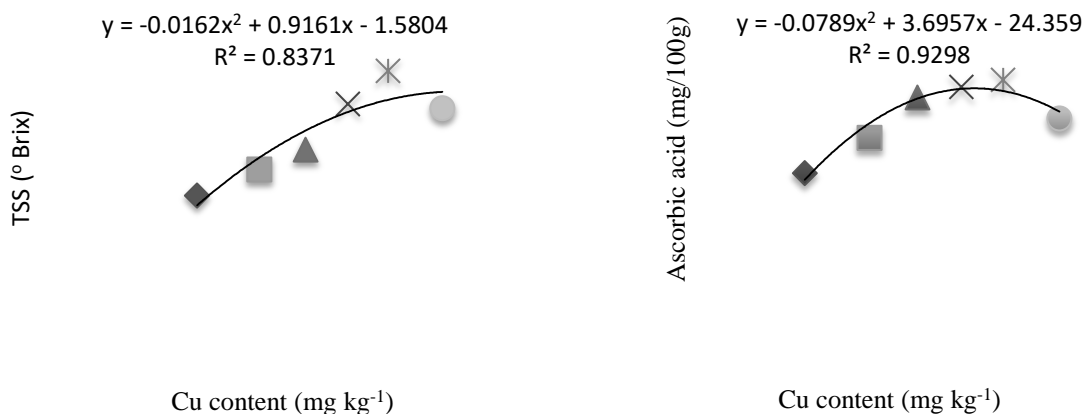
increasing tissue Cu content on the metabolic activity and bulb yield of aggregatum onion (Fig. 3a and 3b) with higher R<sup>2</sup> values (0.969\*\* and 0.915\*\* for Cu content and uptake), respectively.



**Fig. 3a & 3b: Relationship between fresh bulb yield with Cu content and uptake by aggregatum onion**

An attempt made to know the effect of CuSO<sub>4</sub> spray on the relationship between Cu content and bulb quality also confirmed that, inclusion of Cu in the fertilizer schedule improved the

bulb quality considerably and the effect was marked on Ascorbic acid (R<sup>2</sup> = 0.929\*\*) than TSS (R<sup>2</sup> = 0.837\*\*).



**Fig. 4: Relationship between Cu content in bulb on the quality parameters**

## DISCUSSIONS

Foliar spraying of copper sulphate at critical growth stages of the crop increased the photosynthetic activity, chlorophyll formation, nitrogen metabolism and auxin content in plants which ultimately resulted in increased the length and width of plants. These findings are in agreement with the findings of Suman and Singh (2002), Ballabh and Rana (2012), Goyal et al. (2017) and Pramanik et al. (2018). Copper plays an important role in photosynthesis process and as a constituent of plastocyanin protein present in chloroplast (El-Tantawy & El-Beik, 2009). However no significant effect of various  $\text{CuSO}_4$  concentrations was observed on the root length which indicated the sufficient Cu availability to below ground biomass.

Application of  $\text{CuSO}_4$  as a foliar spray increased the yield and yield related attributes of aggregatum onion which was also in corroboration with the findings reported by Suman and Singh (2002) and Ballabh et al. (2013). Probable reason for increased fresh weight and dry weight of bulb per plant was due to humus substances which could have mobilized the reserve food materials to the sink through increased activity of hydrolyzing and oxidizing enzymes. Similar results have been reported by Abedin et al. (2012), Ballabh et al. (2013) and Goyal et al. (2017). Combined application of NPK and  $\text{CuSO}_4$  increases the yield and DMP which might be due to the role of Cu as essential micronutrient for plant growth and its involvement in the activation of many enzymes. The present results corroborate with those of Alam et al.

(2010), Ballabh et al. (2013), Rahman et al. (2015) and El-Hadidi et al. (2016).

The increase in onion yield, quality and Cu uptake by foliar spraying of  $\text{CuSO}_4$  at 0.30% might be due to its involvement as essential micronutrient for plant growth and activation of many enzymes. Similar results were reported by Alam et al. (2010), Ballabh et al. (2013), Rahman et al. (2015) and El-Hadidi et al. (2016). However, significant increase in Cu uptake of the bulb onion might be due to the foliar spraying of  $\text{CuSO}_4$  which confirm that fertilizers are absorbed right at the site where they are used and are effective sources of traits and better nutrient uptake by onion bulb under foliar fertilization than soil application (Fouda, 2017; & Pramanik et al., 2018).

Application of Cu increases the quality of onion by foliar spraying at different intervals and spraying of 0.40%  $\text{CuSO}_4$  spray was found optimal for improving the quality. The improvement in TSS content in the fresh onion bulbs with the application of Cu might be attributed to the enhanced metabolic processes involved in biosynthesis of total soluble solid, such as carbohydrates, organic acid, amino acid and other inorganic constituents. This might also be due to increased carbohydrates production during the process of photosynthesis (Acharya et al., 2015; & Pramanik et al., 2018). Between the number of sprays, better quality parameters were associated with the  $\text{CuSO}_4$  spray twice while reduction in quality attributes were observed with increasing number of  $\text{CuSO}_4$  spray from twice to thrice.

**Table 1: Effect of different levels and frequency of foliar spraying of  $\text{CuSO}_4$  on the growth attributes of onion**

Foliar concentration (%) / Frequency*	Plant height (cm)				Root length (cm)			
	Once	Twice	Thrice	Mean	Once	Twice	Thrice	Mean
0.00	30.0	31.2	25.7	28.9	3.33	3.90	3.60	3.61
0.10	32.0	33.3	29.7	31.7	4.17	4.67	4.60	4.48
0.20	33.3	35.3	33.3	34.0	4.53	5.00	4.97	4.83
0.30	36.0	36.7	31.7	34.8	4.93	5.33	4.77	5.01
0.40	37.3	34.3	28.0	33.2	5.33	5.17	4.50	5.00
0.50	33.7	32.0	26.3	30.7	4.40	4.83	4.47	4.57
Mean	33.7	33.8	29.1	32.2	4.45	4.82	4.48	4.58
	SEd	CD (P=0.05)			SEd	CD (P=0.05)		
T	1.18	2.40			0.28	0.56		
F	0.84	1.69			0.19	NS		
Tx F	2.31	NS			0.47	NS		

\* All the treatments receive recommended NPK fertilizers and other management practices.

**Table 2: Effect of different levels and frequency of foliar spraying of CuSO<sub>4</sub> on the yield attributes of onion**

Foliar concentration (%) / Frequency*	Bulb length (cm)				Bulb girth (cm)			
	Once	Twice	Thrice	Mean	Once	Twice	Thrice	Mean
0.0	3.17	3.67	3.00	3.28	3.38	3.22	3.31	3.30
0.10	3.33	3.67	3.50	3.50	3.67	3.91	3.83	3.80
0.20	3.50	3.90	4.07	3.82	5.11	4.84	5.00	4.98
0.30	4.00	4.33	3.83	4.06	5.33	5.81	4.68	5.28
0.40	4.67	4.00	3.67	4.11	5.56	5.28	4.29	5.04
0.50	3.67	3.33	3.33	3.44	4.94	4.87	4.00	4.60
Mean	3.72	3.82	3.57	3.70	4.67	4.66	4.19	4.50
	SEd	CD (P=0.05)			SEd	CD (P=0.05)		
T	0.27	0.54			0.22	0.45		
F	0.19	NS			0.16	0.32		
Tx F	0.46	NS			0.38	NS		

\*All the treatments receive recommended NPK fertilizers and other management practices.

**Table 3: Effect of different levels and frequency of foliar spraying of CuSO<sub>4</sub> on fresh bulb yield and DMP of onion**

Foliar concentration (%) / Frequency*	Fresh bulb yield (t ha <sup>-1</sup> )				DMP (kg ha <sup>-1</sup> )			
	Once	Twice	Thrice	Mean	Once	Twice	Thrice	Mean
0.0	13.4	14.1	13.3	13.6	1082	1145	1028	1085
0.10	14.9	15.6	14.7	15.0	1285	1292	1270	1283
0.20	15.4	16.6	16.2	16.1	1422	1430	1481	1444
0.30	16.3	18.1	15.8	16.7	1507	1602	1396	1502
0.40	17.2	17.4	15.2	16.6	1681	1478	1322	1494
0.50	15.8	16.8	14.5	15.7	1559	1363	1267	1396
Mean	15.5	16.4	14.9	15.6	1423	1385	1294	1367
	SEd	CD (P=0.05)			SEd	CD (P=0.05)		
T	0.40	0.82			33.3	67.7		
F	0.29	0.58			25.6	47.9		
Tx F	0.70	NS			57.7	117		

\*All the treatments receive recommended NPK fertilizers and other management practices.

## CONCLUSIONS

Field experiment conducted with aggregatum onion for optimizing the concentration and frequency of foliar spraying of CuSO<sub>4</sub> revealed that, foliar spraying of 0.30% CuSO<sub>4</sub> twice at 30 and 45 days after planting was optimal for increasing the yield (18.1 t ha<sup>-1</sup>) and quality of onion with better farm income (5.37). Higher frequency and Cu concentration resulted in lesser yield and quality however increasing frequency and concentration of CuSO<sub>4</sub> increased the content and uptake by the crop. No much changes on the soil properties and Cu availability in the soils was noticed due to foliar spraying of CuSO<sub>4</sub>.

## COMPLIANCE WITH ETHICAL STANDARDS

**Conflict of Interest:** The authors declare that they have no conflicts of interest.

## Acknowledgement

The work was jointly supported by ICAR-AICRP on Micro and secondary nutrients and pollutant elements in soils and plants, IISS, Bhopal and Tamil Nadu Agricultural University, Coimbatore. The authors express their sincere thanks for providing funds and all support to take up the experiments and complete. We would also like to thank the farmers in the study area for providing their lands for testing the treatments and also for assisting in carrying out all farm activities.

## REFERENCES

Abedin, M. J., Alam, M. N., Hossain, M. J., Ara, N. A., & Haque, K. M. F. (2012). Effect of micronutrients on growth and yield of onion under calcareous soil environment. *International*

- Journal of Biosciences (IJB)*, 2(8), 95-101.
- Acharya, U., Venkatesan, K., Saraswathi, T., & Subramanian, K. S. (2015). Effect of zinc and boron application on growth and yield parameters of multiplier onion (*Allium cepa* L. var *aggregatum* Don.) var. CO (On) 5. *International Journal of Research*, 2(1), 757-765.
- Alam, M. N., Abedin, M. J., & Azad, M. A. K. (2010). Effect of micronutrients on growth and yield of onion under calcareous soil environment. *International Research Journal of Plant Science*, 1(3), 056-061.
- Anonymous, (2014). NHB, 2014 ([http://www.nhb.gov.in/area/pro/NHB\\_Database\\_2015.pdf](http://www.nhb.gov.in/area/pro/NHB_Database_2015.pdf)).
- Anonymous, (2017). Indian horticulture database -2017 National Horticulture Board, Gurugoa. pp. 286.
- Ballabh, K., & Rana, D. K. (2012). Response of micronutrients on qualitative and quantitative parameters of onion (*Allium cepa* L.). *Progressive Horticulture*, 44(1), 40-46.
- Ballabh, K., Rana, D. K., & Rawat, S. S. (2013). Effects of foliar application of micronutrients on growth, yield and quality of onion. *Indian Journal of Horticulture*, 70(2), 260-265.
- Bose, U. S., & Tripathi, S. K. (1996). Effect of micronutrients on growth, yield and quality of tomato cv. Pusa Ruby in MP. *CROP RESEARCH-HISAR*, 12, 61-64.
- El-Hadidi, E., Mosaad, I., Fouda, K., & Gomaa, N. (2016). Effect of Organic Manure, Zinc and Sulfur Application on Rice Yield and Some Nutrient Uptake. *Journal of Soil Sciences and Agricultural Engineering*, 7(7), 493-499.
- El-Tantawy, E. M., & El-Beik, A. K. (2009). Relationship between growth, yield and storability of onion (*Allium cepa* L.) with fertilization of nitrogen, sulphur and copper under calcareous soil conditions. *Research Journal of Agriculture and Biological Sciences*, 5(4), 361-371.
- Fageria, N. K., Baligar, V. C., & Clark, R. B. (2002). Micronutrients in crop production. *Advances in agronomy*, 77, 185-268.
- Fouda, K. F. (2016). Response of onion yield and Its chemical content to NPK fertilization and foliar application of some micronutrients. *Egyptian Journal of Soil Science*, 56(3), 549-561.
- Goyal, R., Uike, V., & Verma, H. (2017). Effect of foliar application of micronutrients on growth and yield of onion (*Allium cepa* L.) cv Agri found dark red. *Agricultural Science Digest*, 37(2).
- Kolota, E., & Osinska, M. (1999, August). Efficiency of foliar nutrition of field vegetables grown at different nitrogen rates. In *International Conference on Environmental Problems Associated with Nitrogen Fertilisation of Field Grown Vegetable Crops* 563 (pp. 87-91).
- Lindsay, W. L., & Norvell, W. A. (1978). Development of a DTPA soil test for zinc, iron, manganese, and copper. *Soil science society of America journal*, 42(3), 421-428.
- Malik, M. N. (1994). Bulb crops, onion. *Horticulture. National Book Foundation Islamabad Pakistan*, 500-501.
- Panase, V. G., & Sukhatme, P. V. (1978). Statistical methods for agricultural workers.
- Piper, C. S. (1950). Soil and plant analysis. (Interscience Publishers), New York.
- Pramanik, K., Tripathy, P., Mandal, P., Pradhan, M., & Biswal, M. (2018). Effect of micronutrients on quality of onion (*Allium cepa* L.). *International Journal of Chemical Studies*, 6(6), 1324-1327.



- Rahman, I. U., Afzal, A., Ijaz, F., Khan, S. M., Khan, S. A., Khan, K., & Ali, N. (2015). Influence of foliar nutrients application on growth and yield of onion grown in nutrient deficient soil. *Bangladesh Journal of Botany*, 44(4), 613-619.
- Rahman, I. U., Afzal, A., Iqbal, Z., & Manan, S. (2014). Foliar application of plant mineral nutrients on wheat: A review. *J. Agric. Appl. Sci*, 3, 19-22.
- Rashid, M. H. A., & Islam, M. T. (2019). Effects of micronutrients on bulb growth, yield and quality of local and high yielding onion (*Allium cepa* L.) cultivars in Bangladesh. *Archives of Agriculture and Environmental Science*, 4(3), 281-287.
- Suman-Smriti, R. K., & Singh, S. K. (2002). Effect of sulphur and boron nutrition on growth, yield and quality of onion (*Allium cepa* L.) Patna, India. *Jour. Appl. Biol*, 12(1/2), 40-46.
- Sutradhar, A. K., Kaiser, D. E., & Behnken, L. M. (2017). Soybean response to broadcast application of boron, chlorine, manganese, and zinc. *Agronomy Journal*, 109(3), 1048-1059.
- Wojcik, P. (2004). Uptake of mineral nutrients from foliar fertilization. *Journal of fruit and ornamental plant research*, 12 (Spec. ed.).